

YOUR CHILD'S RIGHTS IN ROMANIA

A PRACTICAL GUIDE FOR
UKRAINIAN REFUGEE PARENTS



The guide has been created within the project „Promoting the best interests of children through integrated Child Protection and Specialized Support” implemented by World Vision Romania in partnership with UNHCR, the UN Refugee Agency

March 2026

CONTENT

THIS GUIDE WILL HELP YOU UNDERSTAND:

1. Institutions and services for child safety and support.....	4
2. Social benefits and procedures for child	
• Free healthcare	8
• State child allowance.....	10
• Disability certificate.....	12
• School orientation certificate.....	14
• Mental health support.....	16
• Access to education.....	17

Romania's child protection system is designed to protect the safety and well-being of every child. Services are confidential, non-discriminatory, and provided only with your agreement after you receive clear information. You have the right to be informed and involved in decisions about your child.

INSTITUTIONS AND SERVICES FOR CHILD SAFETY AND SUPPORT

1. IMMEDIATE DANGER – CALL 112

Call 112 only in life-threatening emergencies.

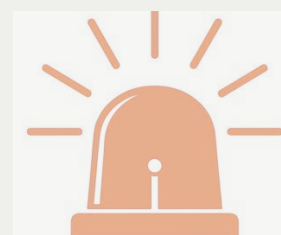
Use 112 if:

- A child is being physically assaulted right now.
- There is ongoing domestic violence.
- A child is locked outside, abandoned, or seriously injured.
- You believe a child's life or physical safety is at immediate risk.

112 connects you to police, ambulance, or emergency services.



! Do not use 112 for non-urgent concerns (e.g., school conflict, suspected neglect without immediate danger).



2. CHILD PROTECTION CONCERNS (NOT LIFE-THREATENING)

If you are worried about a child's safety, but there is no immediate danger:

 **Child Protection Hotline: 119**

Free, confidential, available nationwide.

You can call even if you are unsure whether the situation qualifies as abuse.

Examples:

- Suspected neglect (child left alone repeatedly).
- Emotional abuse.
- Child exposed to domestic violence.
- Concerns about exploitation.
- A child reporting inappropriate behavior.

DGASPC – General Directorate for Social Assistance and Child Protection

Child protection authority in your county/sector.

Handles:

- Child protection cases.
- Disability certificates.
- Placement and protection measures.
- Social workers' assessments.

You can contact DGASPC directly for child safety concerns.

Local Police

For serious concerns that require police intervention but are not immediate life-threatening emergencies.

3. SCHOOL-RELATED CONCERNS

For issues happening at school:

School Director / School Counsellor

First contact for: Bullying, Peer violence, Emotional distress, School integration difficulties.

CJRAE / CMBRAE

County/Municipal Centers for Educational Resources and Assistance.

They evaluate children for:

- School orientation certificates.
- Special educational needs (SEN).
- Access to school support services.

ISJ – County School Inspectorate

Supervises schools and educational policies.

4. HEALTH AND ADMINISTRATIVE SUPPORT

Family Doctor (Medic de familie)

First contact for: medical concerns, referrals to specialists, health documentation.

IGI – General Inspectorate for Immigration

Handles: residence permits, protection status address updates.

5. SOCIAL BENEFITS AND LOCAL SUPPORT


DAS / DAPS – Local Social Services Office

Handles: local social assistance, emergency social support, benefit applications.

AJPIS – Agency for Payments and Social Inspection

Pays: child allowance, disability benefits, other social benefits.

6. FIND SERVICES NEAR YOU



IMPORTANT

- You can report concerns even if you are not 100% sure abuse is happening.
- It is better to ask for help than to stay silent.
- Emergency (112) = life-threatening danger.
- Child Protection (119 / DGASPC) = safety concerns requiring professional assessment.

SOCIAL BENEFITS AND PROCEDURES FOR YOUR CHILD

1. FREE HEALTHCARE FOR CHILDREN UNDER TEMPORARY PROTECTION

Children under Temporary Protection in Romania can access **free healthcare**, including:

a) Registration with a Family Doctor (Medic de familie) – free

You can register your child with a family doctor to access:

- medical consultations,
- referrals to specialists,
- prescriptions (where applicable),
- medical documents needed for school or disability-related procedures.

b) Access to medical services

Your child can receive medical care through the public health system, including specialist care when referred by the family doctor.



c) Emergency care – always available

In urgent medical situations, children can receive free emergency care.

Call 112 only for emergencies (serious injury, breathing problems, immediate danger to life).



2. STATE CHILD ALLOWANCE (Alocația de stat pentru copii)

This is a monthly benefit for all children up to 18 years old.

Step 1 – Check the address written on your Temporary Protection permit

Application Requirements

- You must have valid Temporary Protection permits for you and your child.
- Your permit must show your current place of residence:
 - Full address (street and number) → you can apply directly.
 - City only (e.g., Bucharest, Constanța) → you must provide a Romanian bank account (IBAN in your name) when applying.

Step 2 – If your permit does NOT show your current residence, update it (IGI)

- Go with your child to the General Inspectorate for Immigration (IGI).
- Bring your old permits and passports / child's birth certificate.
- The update is usually done on the spot.

Step 3 – Submit the allowance application

If your permit shows your current residence, submit the application file to the local DGASPC/DAS.

Documents required:

- Application form
- Signed declarations (data consent + responsibility)
- Child's birth certificate (translated into Romanian)
- Residence permits for parents and child
- Marriage or divorce document (if applicable, translated)
- Romanian bank account statement (IBAN in the parent's name)

The documents must be translated by an authorized translator.

Step 4 – Keep the allowance active

After submitting your file, you must send a self-declaration to AJPIS confirming you are still in Romania to keep the allowance active.

When to submit:

- First declaration: 2 months after your file is registered.
- Then: every 3 months.

How to submit:

- By email (scanned documents), or
- In person at AJPIS.



3. Disability Certificate for a Child (Certificat de încadrare în grad de handicap)

If your child has a disability or serious medical condition, this certificate allows access to financial benefits and specialized services.

Step 1 – Medical documentation

- Register with a family doctor.
- Get a referral to a specialist doctor (e.g., neuropsychiatrist, diabetologist)
- Request from the specialist: Medical Letter and A5 Medical Certificate.
- Then ask the family doctor for a Synthetic Medical Letter.
- Obtain psychological and psycho-pedagogical evaluations from school/kindergarten.
- Collect proof of therapies (if available).
- Translate all foreign medical documents into Romanian.

Step 2 – Social documents

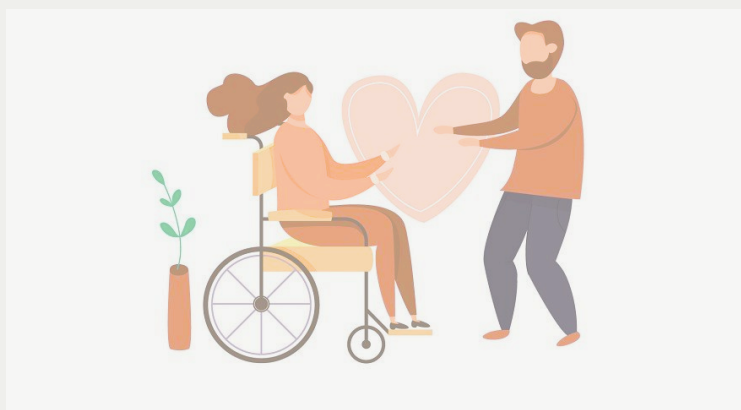
- Residence permits (family members)
- Child's birth certificate (translated)
- Parents' marriage/divorce documents (translated)
- Proof of family income (Employment/ANAF)
- Social inquiry report from local Social Assistance Directorate (Direcția de Asistență Socială)
- Official statement from Ukrainian authorities confirming renunciation of social benefits (to avoid double payment)

Step 3 – Submit file

Submit all documents in person to:
Complex Evaluation Service within DGASPC
(in your county of residence)

Important:

The disability certificate is valid for 6 months (in most cases).
A re-evaluation procedure is necessary for refugees.



4. School Orientation Certificate (CES)

This certificate helps children with **special educational needs access support in school.**

Main benefits:

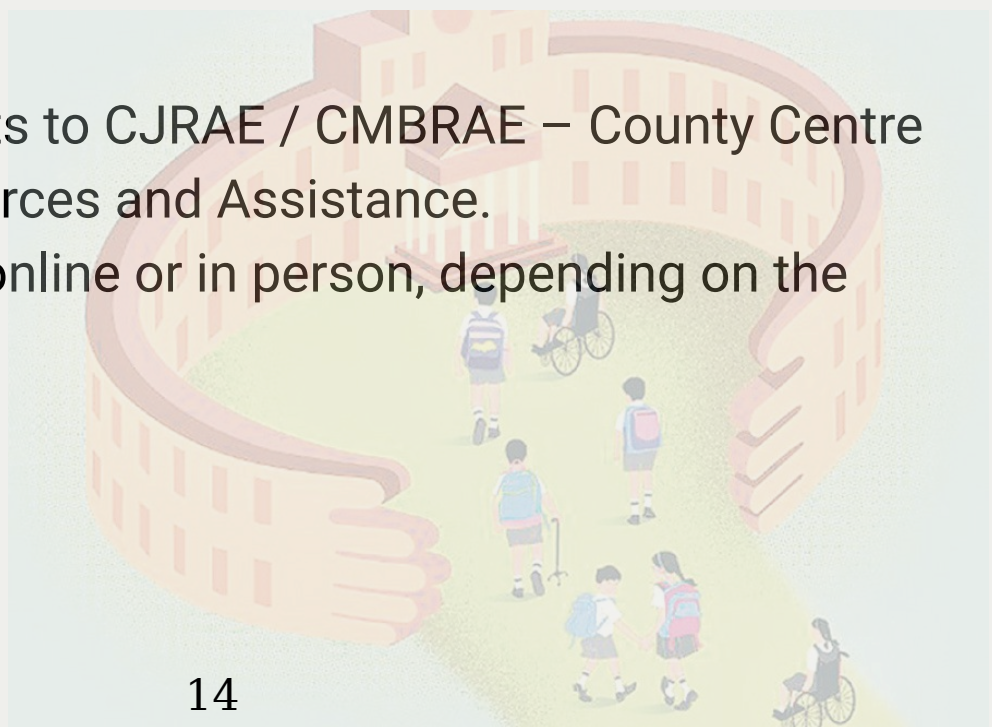
- Acces to adapted schooling (mainstream with support, special class, or special school)
- Support teacher and tailored assistance
- Individualized Education Plan (PEI)
- Psycho-pedagogical support (through CJRAE/CMBRAE)
- Exam accommodations (e.g., extra time, adapted format/conditions)

Note: Financial benefits usually require a separate disability certificate, not only the CES certificate.

Where to apply:

Submit the documents to CJRAE / CMBRAE – County Centre for Educational Resources and Assistance.

(Application may be online or in person, depending on the county.)



Required documents:

- Register with a family doctor.
- Obtain referral to a neuropsychiatrist
- Request from the Specialist Doctor:
 1. Medical letter (Scrisoare Medicala)
 2. Medical Certificate A5 (Certificat A5)
- With the 2 documents mentioned above obtained from a Specialist Doctor, request from Family Doctor: Synthetic Medical Letter (Fisa Medicala Sintetica) from the Family Doctor
- Psychological evaluation from licensed clinical psychologist.
- Psycho-pedagogical evaluation from school
- Collect proof of therapies if available (speech therapy, physiotherapy, behavioral therapy, etc.).
- Disability certificate (if existing)
- Social inquiry from local Social Assistance Directorate
- Residence permits and translated civil documents

Validity:

- Usually valid for one school cycle (up to 4 years).

5. MENTAL HEALTH AND PSYCHOSOCIAL SUPPORT (MHPSS)

Children affected by **stress, trauma, bullying or adaptation difficulties** can receive psychosocial support.

Support may include:

- Individual emotional support sessions
- Parent counselling
- Group support for adolescents
- Referral to school counsellors or specialized services

Ask:

- School counsellor
- DGASPC
- Local NGOs
- Family doctor



If symptoms are severe (panic attacks, self-harm risk, extreme withdrawal), seek urgent medical support.

6. ACCESS TO EDUCATION

All children in Romania have the right to education.

For school enrolment:

Contact the local school or:

County School Inspectorate (Inspectoratul Școlar Județean)

For special education support:

Contact CJRAE / CMBRAE.

Schools can also connect families with:

- School counsellors
- After-school programs
- Language support

7. DATA PROTECTION & CONFIDENTIALITY

When you apply for services:

- You must give informed consent for data processing.
- Your information is confidential.
- Data is shared only when necessary and usually with your consent.

If you believe your data was misused, you may file a complaint with the institution involved.

FINAL MESSAGE

YOU ARE NOT ALONE IN NAVIGATING THE SYSTEM.

Romanian institutions and community organizations are responsible for protecting children's rights.

If you are unsure where to start, begin with:

- Your family doctor
- Your child's school
- DGASPC
- 119 (Child Protection Hotline)

Many Ukrainian families feel overwhelmed when navigating Romanian institutions. It is normal to feel confused or uncertain. You have the right to ask questions and to receive support.